

Prepared for:
E & E Foods / Rekt Eddie's
855 Village Center Dr #253
St. Paul, MN USA 55127

BLACK CHERRY SLURRICANE

Batch ID or Lot Number: J2023U19N	Test, Test ID and Methods: Various	Matrix: Finished Product	Page 1 of 3
Reported: 29Jun2023	Started: 28Jun2023	Received: 28Jun2023	


Pesticides


Test ID: T000247646

Methods: TM17

(LC-QQ LC MS/MS)	Dynamic Range (ppb)	Result (ppb)		Dynamic Range (ppb)	Result (ppb)	
Abamectin	308 - 2726	ND		Malathion	288 - 2702	ND
Acephate	43 - 2716	ND		Metalaxyl	46 - 2683	ND
Acetamiprid	42 - 2723	ND		Methiocarb	42 - 2713	ND
Azoxystrobin	46 - 2669	ND		Methomyl	42 - 2746	ND
Bifenazate	44 - 2667	ND		MGK 264 1	165 - 1708	ND
Boscalid	34 - 2701	ND		MGK 264 2	103 - 1089	ND
Carbaryl	39 - 2722	ND		Myclobutanil	45 - 2719	ND
Carbofuran	43 - 2710	ND		Naled	44 - 2717	ND
Chlorantraniliprole	43 - 2726	ND		Oxamyl	41 - 2764	ND
Chlorpyrifos	39 - 2759	ND		Paclobutrazol	46 - 2715	ND
Clofentezine	288 - 2741	ND		Permethrin	275 - 2730	ND
Diazinon	282 - 2686	ND		Phosmet	46 - 2656	ND
Dichlorvos	285 - 2755	ND		Prophos	293 - 2688	ND
Dimethoate	41 - 2731	ND		Propoxur	43 - 2714	ND
E-Fenpyroximate	272 - 2762	ND		Pyridaben	282 - 2760	ND
Etofenprox	43 - 2725	ND		Spinosad A	30 - 2076	ND
Etoxazole	278 - 2748	ND		Spinosad D	58 - 670	ND
Fenoxycarb	13 - 2670	ND		Spiromesifen	269 - 2733	ND
Fipronil	60 - 2716	ND		Spirotetramat	284 - 2693	ND
Flonicamid	52 - 2707	ND		Spiroxamine 1	18 - 1200	ND
Fludioxonil	306 - 2679	ND		Spiroxamine 2	24 - 1504	ND
Hexythiazox	40 - 2786	ND		Tebuconazole	287 - 2718	ND
Imazalil	267 - 2685	ND		Thiacloprid	41 - 2710	ND
Imidacloprid	45 - 2814	ND		Thiamethoxam	39 - 2741	ND
Kresoxim-methyl	45 - 2697	ND		Trifloxystrobin	44 - 2705	ND

Final Approval


Karen Winternheimer
29Jun2023
10:44:00 AM MDT
PREPARED BY / DATE


Sam Smith
29Jun2023
10:46:00 AM MDT
APPROVED BY / DATE

Prepared for:

E & E Foods / Rekt Eddie's

855 Village Center Dr #253

St. Paul, MN USA 55127

BLACK CHERRY SLURRICANE

Batch ID or Lot Number: J2023U19N	Test, Test ID and Methods: Various	Matrix: Finished Product	Page 2 of 3
Reported: 29Jun2023	Started: 28Jun2023	Received: 28Jun2023	


Heavy Metals

Test ID: T000247647


Methods: TM19 (ICP-MS): Heavy

Metals	Dynamic Range (ppm)	Result (ppm)	Notes
Arsenic	0.03 - 3.25	ND	
Cadmium	0.05 - 4.67	ND	
Mercury	0.04 - 3.85	ND	
Lead	0.04 - 3.98	ND	

Final Approval


Sam Smith
30Jun2023
10:19:00 AM MDT

PREPARED BY / DATE


Karen Winternheimer
30Jun2023
10:25:00 AM MDT

APPROVED BY / DATE


Cannabinoids

Test ID: T000247645


Methods: TM14 (HPLC-DAD)

Methods: TM14 (HPLC-DAD)	LOD (mg)	LOQ (mg)	Result (mg)	Result (mg/g)	Notes
Cannabichromene (CBC)	0.359	1.061	ND	ND	# of Servings = 1, Sample Weight=4.434g
Cannabichromenic Acid (CBCA)	0.328	0.970	ND	ND	
Cannabidiol (CBD)	1.060	2.730	ND	ND	
Cannabidiolic Acid (CBDA)	1.088	2.800	ND	ND	
Cannabidivarin (CBDV)	0.251	0.646	ND	ND	
Cannabidivarinic Acid (CBDVA)	0.454	1.168	ND	ND	
Cannabigerol (CBG)	0.204	0.602	ND	ND	
Cannabigerolic Acid (CBGA)	0.852	2.518	ND	ND	
Cannabinol (CBN)	0.266	0.786	ND	ND	
Cannabinolic Acid (CBNA)	0.582	1.718	ND	ND	
Delta 8-Tetrahydrocannabinol (Delta 8-THC)	1.015	3.000	ND	ND	
Delta 9-Tetrahydrocannabinol (Delta 9-THC)	0.922	2.724	4.640	1.00	
Delta 9-Tetrahydrocannabinolic Acid (THCA-A)	0.817	2.414	ND	ND	
Tetrahydrocannabivarin (THCV)	0.185	0.548	ND	ND	
Tetrahydrocannabivarinic Acid (THCVA)	0.721	2.129	ND	ND	
Total Cannabinoids			4.640	1.00	
Total Potential THC			4.640	1.00	
Total Potential CBD			ND	ND	

Final Approval


Karen Winternheimer
30Jun2023
08:23:00 AM MDT

PREPARED BY / DATE


Sam Smith
30Jun2023
08:24:00 AM MDT

APPROVED BY / DATE

Prepared for:

E & E Foods / Rekt Eddie's

855 Village Center Dr #253

St. Paul, MN USA 55127

BLACK CHERRY SLURRICANE

Batch ID or Lot Number: J2023U19N	Test, Test ID and Methods: Various	Matrix: Finished Product	Page 3 of 3
Reported: 29Jun2023	Started: 28Jun2023	Received: 28Jun2023	



<https://results.botanacor.com/api/v1/coas/uuid/4369b97f-46af-4bbc-9203-20096ec71cdd>

Definitions

LOD = Limit of Detection, ULOQ = Upper Limit of Quantitation, LLOQ = Lower Limit of Quantitation, PPB = Parts per Billion, % = % (w/w) = Percent (weight of analyte / weight of product). ND = None Detected (defined by dynamic range of the method). Total Potential Delta 9-THC or CBD is calculated to take into account the loss of a carboxyl group during decarboxylation step, using the following formulas: Total Potential Delta 9-THC = Delta 9-THC + (Delta 9-THCa * (0.877)) and Total CBD = CBD + (CBDa * (0.877)). Fail equates to a concentration level of Delta 9-THC, on a dry weight basis, higher than 0.3 percent + or - the measurement uncertainty. Total Potential THC is calculated using the following formulas to take into account the loss of a carboxyl group during decarboxylation step. Total THC = THC + (THCa * (0.877)). ALOQ = Above Limit Of Quantitation (defined by dynamic range of the method), CFU/g = Colony Forming Units per Gram. Values recorded in scientific notation, a common microbial practice of expressing numbers that are too large to be conveniently written in decimal form. Examples: 10² = 100 CFU, 10³ = 1,000 CFU, 10⁴ = 10,000 CFU, 10⁵ = 100,000 CFU.

Testing results are based solely upon the sample submitted to SC Laboratories, Inc., in the condition it was received. SC Laboratories, Inc., warrants that all analytical work is conducted professionally in accordance with all applicable standard laboratory practices using validated methods. Data was generated using an unbroken chain of comparison to NIST traceable Reference Standards and Certified Reference Materials. This report may not be reproduced, except in full, without the written approval of SC Laboratories, Inc. ISO/IEC 17025:2017 Accredited by A2LA. Some tests listed on this COA may not be within our scope of A2LA accreditation. Please visit [A2LA for more details](#).



Cert #4329.02
4369b97f46af4bbc920320096ec71cdd.1